

## Play is the most powerful way young children learn.

- Every time you play, sing or read with young children they are learning about language.
- The following activities have been designed for early childhood professionals to use as a starting point for developing children's early literacy skills through play.
- Please feel free to adapt them for the home and with children of different ages.
- Don't forget to record your own ideas, activities that worked really well, relevant songs and rhymes in the Notes section opposite.
- Visit our website [www.thelittlebigbookclub.com.au](http://www.thelittlebigbookclub.com.au) for more fun printable activities based on this book.

## Engaging with Language and Literacy

Before Reading the Story:

- Talk to the children about the front of the book.
- What can they see that is different about the crab and snail?
- How many feet does the snail have?
- How many feet does the crab have?
- How many feet do the children have?

After Reading the Story:

- Have a group discussion about the similarities and differences between crabs and snails. For example they both have shells and googly eyes.


## Engaging with Numeracy

**Children need many opportunities to hear and practice counting. Touching items as you count them helps children understand that numbers represent quantities. This is called one-to-one correspondence and is an important mathematical skill.**

Here are some fun ways for children to explore what numbers look like.

You will need a set of numerals 1-10 written on card for the children to copy and large outlines of the numbers for the children to work directly onto.

- Write in wet sand
- Write on a whiteboard



## One Is a Snail Ten Is a Crab

April Pulley Sayre and Jeff Sayre & Randy Cecil

Notes

.....

.....

.....

.....

.....

.....

.....

.....

.....

.....

Page 1 of 4

- Write with chalk
- Model them out of play dough or clay
- Paint with water on outside surfaces
- Make with play dough cutters
- Place objects on an outline, eg, shells, seeds, leaves or buttons

### Counting the Crabs Legs:

- Draw a large crab with ten legs.
- Write large numbers in the legs of the crab from number one to number ten in sequence from the left set of legs to the right set. Count them together.
- Cut out the crab's body and legs. Can the children put the legs back on the crab in order from 1 to 10?

### Explore the Number 10:

*(You can change this number to suit the needs of your group of children.)*

- Learn how to count to 10 in another language.
- Look at how numbers are written in different cultures.
- Make 10 biscuits out of play dough. Give the children 10 paper plates so they can match the correct number of biscuits to plates.
- Play with 10 trains on the train track.
- Write large numerals on pieces of paper so the children can:
  - Paint over the top of them
  - Glue on top of them and stick objects on to make a numeral collage.

### Hundreds and Thousands

- Children this age love experimenting with big numbers.
- Talk about hundreds, thousands, billions and trillions in your play.
- Make fairy bread or decorate cupcakes or biscuits with Hundreds and Thousands.
- Read *How Big Is A Million?* By Anna Milbourne and *Millions of Cats* by Wanda Gag.
- Show the children what 100, 1000 and 1000000 look like.

### Being Creative Through Play

**Finding numbers and talking about what they represent will give children an understanding of the importance of numbers in our lives.**

### More Books About Numbers:

*One Ted Falls Out Of Bed*  
Julia Donaldson

*One Woolly Wombat*  
Kerry Argent

*The Knickle Knackle Tree*  
Lynley Dodd

*Handa's Hen*  
Eileen Browne

*Count With Maisy*  
Lucy Cousins

*Five Little Monkeys*  
Zita Newcome


*How Big Is A Million?*  
Anna Milbourne

*Millions of Cats*  
Wanda Gag

### Useful Websites and Links:

#### For Printable Activities:

[www.thelittlebigbookclub.com.au](http://www.thelittlebigbookclub.com.au)



## Crabs and Snails:

- Make crabs and snails with the children. The individual sections of egg cartons make a great snail shell or crab shell. Don't forget to talk about the number of legs each creature has as they are creating them.
- For the crabs the children can use pipe cleaners and googly eyes.
- For the snails the children use pipe cleaners for the snails antennas and cut out their own snail foot. Think about using something smooth like plastic so the children can slide their snails around.

## Create a Beach Scene:

- Create a mini beach in the classroom using a sand tray, include shells, pieces of driftwood, seaweed and coral. Alternatively use water and natural materials in the sandpit to create your own seaside.

## Classroom Number Hunt

- Write the numbers 1-5 or 1-10 down the side of a piece of paper.
- Make a copy for each child that wants to join in and attach the piece of paper and a pencil to a clipboard.
- Walk around the room looking for numbers.
- When you find one of the numbers on your list the children can tick it off, draw a picture of the object or try writing the numeral.
- Take photos of all the numbers you find in your room and use them as a display.

## Exploring Our World

### Snail Art

- Have the children bring in snails from their gardens.
- Place a piece of black card or paper in the bottom of a box.
- Place the snails in the box and watch the silvery trails appear on the paper.

### Environment Number Hunt

- Go for a walk outside looking for numbers.
- When you find a number encourage the children to draw a picture of the object or try writing the numeral.
- Take photos of all the numbers you find and make a book with them.

## More Books About Numbers:

*One Ted Falls Out Of Bed*  
Julia Donaldson

*One Woolly Wombat*  
Kerry Argent

*The Knickle Knackle Tree*  
Lynley Dodd

*Handa's Hen*  
Eileen Browne

*Count With Maisy*  
Lucy Cousins

*Five Little Monkeys*  
Zita Newcome


*How Big Is A Million?*  
Anna Milbourne

*Millions of Cats*  
Wanda Gag

## Useful Websites and Links:

### For Printable Activities:

[www.thelittlebigbookclub.com.au](http://www.thelittlebigbookclub.com.au)



## Enjoying Dramatic and Musical Play

**Role-play not only stimulates children’s imagination but also helps with social development.**

Dress up like Crabs and Snails.

- The children can create their own crab and snail shells by using cardboard boxes.
- Create the extra crab legs by attaching old socks or tights stuffed with newspaper.

### Counting Songs

- Sing songs that involve counting forwards and backwards.
  - *Five Cheeky Monkeys*
  - *One Grey Elephant*
  - *Five Little Speckled Frogs*
  - *Five Currant Buns*
  - *Five Little Ducks*
  - *Alice the Camel*
  - *The Ants Go Marching*
  - *This Old Man*
- Choose children to act out the parts of the characters in the songs. This will give the children a visual representation of numbers, addition and subtraction, as well as being lots of fun!
- Try singing a familiar song using numbers from a language other than English.
- Make posters of number rhymes using the children’s illustrations.

### Sing Songs About the Beach

#### *The Fish In The Sea*

Author Unknown

(Sung to the tune of The Wheels on the Bus)

The fish in the sea go swim, swim, swim  
swim, swim, swim  
swim, swim, swim  
The fish in the sea go swim, swim, swim  
All through the Day

The crabs in the sea go click, click, click  
click, click, click  
click, click, click  
The crabs in the sea go click, click, click  
All through the Day

## More Books About Numbers:

*One Ted Falls Out Of Bed*  
Julia Donaldson

*One Woolly Wombat*  
Kerry Argent

*The Knickle Knackle Tree*  
Lynley Dodd

*Handa’s Hen*  
Eileen Browne

*Count With Maisy*  
Lucy Cousins

*Five Little Monkeys*  
Zita Newcome

*How Big Is A Million?*  
Anna Milbourne

*Millions of Cats*  
Wanda Gag

## Useful Websites and Links:

### For Printable Activities:

[www.thelittlebigbookclub.com.au](http://www.thelittlebigbookclub.com.au)

.....

.....

.....

.....

.....

.....

.....

.....

.....

.....

.....