

Lower Key Stage 2- Emergency Closure planning


Here is a selection of ideas, please choose a few ideas that are suitable for your children and the resources you have at home.

English

- Read the story together:
<https://www.slideshare.net/saoirseryan75/pig-in-the-pond>
- Act out the story with toys at home or make your own characters to use
- Explore the sounds of each animal and practise making those sounds
- Choose a specific picture from the story to look at. Encourage your child to point to different animals they see and to make the sound of that animal
- Encourage your child to practice mark making on paper with pencils, crayons or pens whilst they are listening to farm animal sound effects
<https://www.youtube.com/watch?v=K3MDB0h42qk>
- If appropriate, encourage your child to write simple sentences about a chosen picture. To support them, use the sentence starter, 'I can see_____.'

Art/DT

- Create different farm animals using different materials at home e.g. paint, paper, recyclable materials
- Use this site for different ideas:
<https://www.activityvillage.co.uk/farm-animal-crafts>




Maths

- Listen to number rhymes and songs. As you are listening, encourage your child to act out the rhyme or to hold up their fingers
https://www.youtube.com/watch?v=V_lgJgB_bqWE
- Roll a dice or give your child a number, encourage them to read and say that number and collect that amount of an object. They might like to collect and count raisins and then enjoy eating them afterwards
- Roll a dice twice, or give your child two numbers, ask your child to collect each number of an object e.g. toy cars, pencils etc. Ask your child, how many altogether? Encourage them to count each group to find the total.

Science

- Listen to the floating & sinking song:
<https://www.youtube.com/watch?app=desktop&v=s2DTW0EMigk>
- Experiment with different objects at home and see if they can float or sink.
- During bath time, encourage your child to discover which bath toys float and which sink.
- Make your own, 'Pirate Ship' with materials found at home e.g. plastic container, straw, tape, plasticine clay etc. and test whether it sinks or floats. Refer to the picture below for ideas.



Useful websites

<https://classroom.thenational.academy/specialist>

<https://www.bbc.co.uk/teach/school-radio/nursery-rhymes-songs-index/zhwdgwx>

<https://www.jellyandbean.co.uk/free-resources/>

<https://www.mathsisfun.com/>

<https://www.iseemaths.com/early-number/>

<https://www.ictgames.com/mobilePage/writingRepeater/>

<https://www.bbc.co.uk/bitesize>



Signs

and

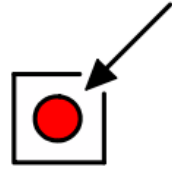

symbols

from



the

story




The

pig

in

the

pond.



pig



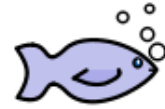
duck



horse



cow



fish



frog



boots



hat



sheep



chicken



dog



goat



socks



trousers



shirt



pants



cat



farmer



farm



pond



wet



splash










hot








sun




  
Make the sound of a pig.




   
Animal sounds




  
Make the sound of a cat.




  
Make the sound of a duck.




  
Make the sound of a horse.

  
Make the sound of a cow.

  
Make the sound of a cow.

  
Make the sound of a dog.

  
Make the sound of a chicken.

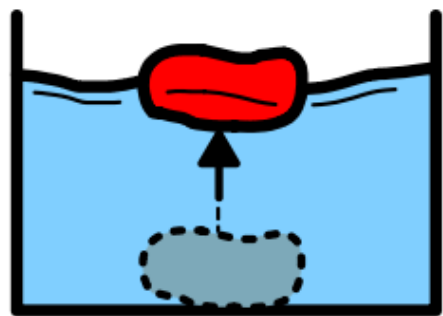
  
Make the sound of a sheep.



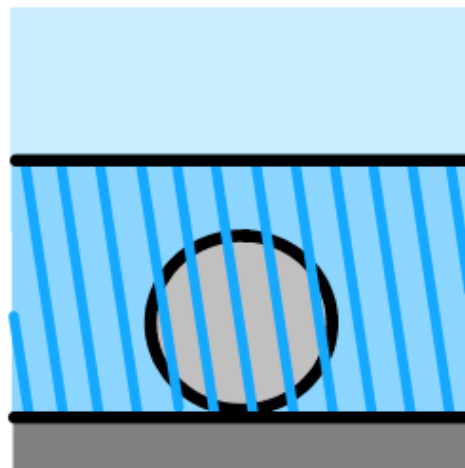
Science



Symbols



float



sink