
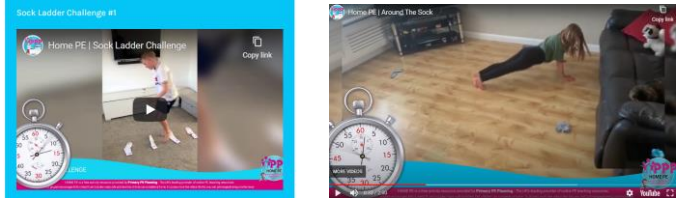


| | |
|------------------|---|
| Science | Cookie Moon Phase Activity This is a refresher activity for the learning we did on space in the Autumn term. Use Oreo's to make the phases of the moon. Can you remember what the phases are called? Can you label the cookies and take a photo? (see attached sheet for instructions) |
| Geography | Geography - Where we live? In addition to the previous activity, can you take a walk around your local area and fill in the attached table about what you can see? |
| Computing | What is an algorithm? Have a selection of different electric equipment which need instructions, or algorithms, to work, e.g. camera, tablet, microwave, computer/laptop, phone. Ask the question: How are all these items similar? All these items have Algorithms, (instructions), to make them work—They need you to press exact buttons for an action to happen. Watch the video clip: 'What is an algorithm?' https://www.bbc.co.uk/bitesize/clips/z28qmp3 Do they have any more questions about what an algorithm is? Complete the sorting activity of things that do/do not need algorithms to work. |
| PSHE | Keeping safe in our home Complete the sorting activity to help you think about things that are helpful, things that are harmful and things that are both helpful and harmful in the home. Can you explain why? Look for things that are used in your home, complete the table and think about how safe they are. Can you see any warning signs or instructions on them? |

| | |
|---|---|
| <p style="text-align: center; font-size: 2em; font-weight: bold;">DT</p> | <p>DT - Materials</p> <p>The things in your house are made from different materials. Can you use the worksheet to match the materials to the item?</p> <p>Then go on a hunt around your house to find the materials listed. How many can you find?</p> |
| <p style="text-align: center; font-size: 2em; font-weight: bold;">Music</p> | <p>https://musiclab.chromeexperiments.com/ Chrome Music Lab This is a website that makes learning music more accessible through fun, hands-on experiments.</p>  |
| <p style="text-align: center; font-size: 2em; font-weight: bold;">PE</p> | <p>https://primarypeplanning.com/home-pe-ks1-challenge-activities/</p> <p>Try some of these fun PE-at-home challenges</p>  |
| <p style="text-align: center; font-size: 2em; font-weight: bold;">Life skills</p> | <p><u>Helping at home</u> Your child could help with:</p> <ul style="list-style-type: none"> • Washing up • Drying up • Putting the plates away • Vacuuming • Dusting • Mopping • Tidying toys • Feeding your pet • Loading the washing machine • Writing a shopping list |

Phases of the Moon Cookies

Materials

- chocolate icing-filled cookies
- black crayon
- pencil
- small spoon (optional)
- Moon Phases Sheet
- Recording sheet



1

Separate the cookie halves so that you can see the icing left on one half of the cookie.

2


Look at the Moon Phases Sheet. Use the sheet to recreate the moon phases using the cookie icing. Scrape the icing away from the cookie using a small spoon or your finger. Use one cookie per moon phase.

3

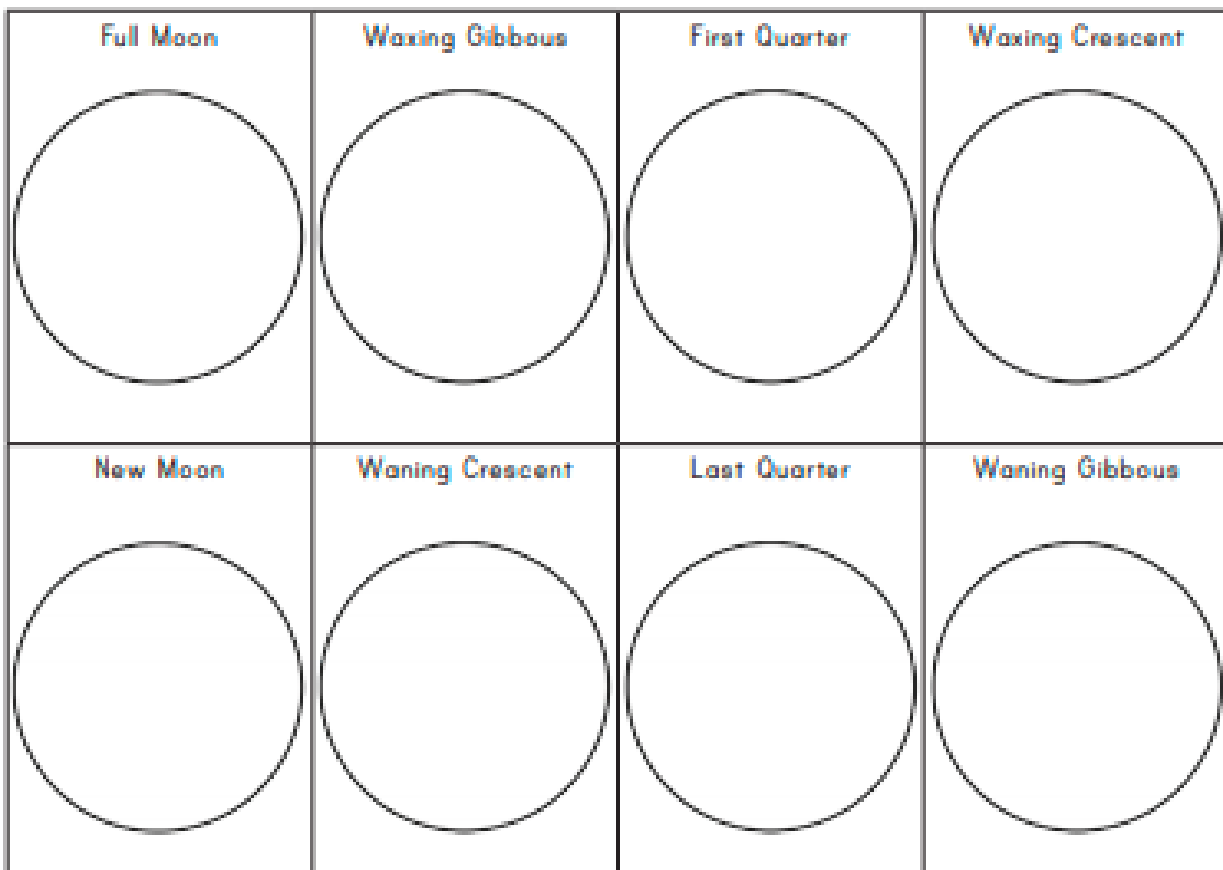
Draw the moon phases you created onto the recording sheet using the black crayon.



Moon Phases



Recording Sheet



Geography - Where we live



Where



I



live



(Tick



off



what



you can



see)



Houses



Flats



Shops



Church



School



Play park




Beach



Countryside




Lake









How many different plants and animals can you see? Can you list them?



How Many?



e.g. tree, grass, spider



Plants



Animals

Computing



algorithm



No



algorithm



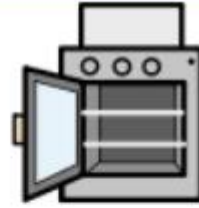
remote control



car



Wii



oven




teddy bear



keyboard



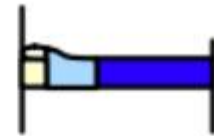
laptop



door



window



bed



mouse



shoe







TV remote

PSHE

I can  sort  things  in  the  home  and  decide  if  they  are  helpful,  harmful  or  both


helpful


harmful

 both  helpful  and  harmful



medicine



sweets



soap



washing powder



bleach



fizzy drink



tablets



water



toilet cleaner



shampoo



cleaner



spray cans














lighter










knife



washing up liquid

 I can  find  things  in  my  home  and  think about  how  safe  they are.

|  Things  in  my  home |  helpful |  harmful |  both |
|---|---|---|--|
| | | | |
| | | | |
| | | | |
| | | | |
| | | | |
| | | | |

The items in our house are made from different materials! Can you draw a line to match the product to the material it is made from? (There might be more than one on each picture!)



Wood



Metal

Fabric

Plastic



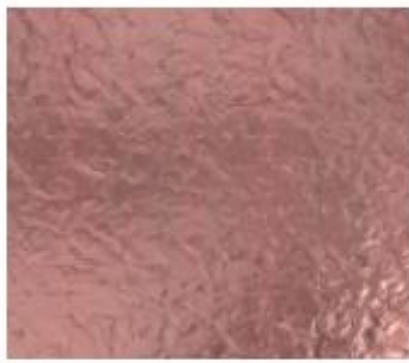
Glass

Cardboard

Can you go on a material hunt around your house? Tally up in the boxes below the amount of items made of each material:



No. of wooden items:



No. of metal items:



No. of cardboard items:



No. of fabric items:



No. of glass items:



No. of plastic items:



Which material is there most of in your home?